








755

Model#				
755-L	755-2G	755-3G	755-4G	755-B
Overall Depth (in)				
27	27	27	27	27
Overall Width				
24	46	68	90	34
Back Height				
32	32	32	32	32

Model#				
755-L	755-2G	755-3G	755-4G	755-B
COM (yards)				
2.00	4.00	6.00	8.00	3.00
Carton (\$)				
40	86	130	174	146
B-Weight (lbs)				
21	38	57	76	30
Cube (in <sup>3</sup> )				
11	21	31	41	17

*Note: Width and depth are inside dimensions*

Series	Model #	Type	A	B / COM	C	D	E	Leather Combo	All Leather
<b>Guest 755</b>   V-Stitching   Curved-Arms   Full-Back									
	755-L	Leg Chair	510	545	585	675	800	800	930
	755-2G	2-Seater	1,020	1,090	1,165	1,355	1,600	1,600	1,870
	755-3G	3-Seater	1,530	1,640	1,750	2,040	2,405	2,405	2,800
	755-4G	4-Seater	2,040	2,185	2,325	2,720	3,205	3,205	3,740
	755-B	Bariatric Chair	1,140	1,215	1,285	1,475	1,720	1,720	1,990

*Note: Pricing shows in alder wood*

*Add \$56 list per arm for Walnut, Cherry, Oak, or Maple Wood*